



MEMBERSHIP HIGHLIGHTS 2011

This document provides a high-level summary of the available labour supply of nurses who renewed their membership with the College for 2011 and includes new members who registered in 2010. Membership renewal began on October 18, 2010 and ended with the suspension date for non payment of annual fees on February 14, 2011. Members are considered in good standing until they have been formally notified of their suspension due to non payment of fees.

In 2011 the College increased the scope of data collected and changed the methodology used to collect this data. These changes were in part to comply with reporting requirements of the Health Professions Database. The Health Professions Database is a Ministry of Health and Long-Term Care initiative that collects health human resource data from 20 health regulatory colleges in the province. It provides the ministry with valuable information on the number, mix and skills of health professionals in Ontario.

One of the most significant changes was the inclusion of an “On Leave” category and the effect it may have had on the 2011 employment status data. The new category gave members more options for reporting their employment status. In previous years members on maternity leave reported their status as employed and members on long term disability reported their employment status based on their last day of work. This new category, combined with other factors, may have resulted in decreases in the other employment status categories. Data collection in subsequent years will give us more information about how the new category is affecting employment status. More detailed information and additional analysis will be provided in the full membership report to be released in early 2012.

The College registers three groups of nurses – Registered Nurses (RNs), Registered Practical Nurses (RPNs), and Nurse Practitioners (NPs). A total of 150,149 nurses renewed their membership with the College for 2011. Employment status was reported as follows:

Employment Status	RN		RPN		NP		Total	
	#	%	#	%	#	%	#	%
Employed in Nursing	97,017	86.9	30,997	84.5	1,684	93.6	129,698	86.4
Employed in Nursing and Non-Nursing	1,785	1.6	922	2.5	47	2.6	2,754	1.8
Employed in Non-Nursing	3,408	3.1	1,589	4.3	6	0.3	5,003	3.3
On Leave ¹	2,166	1.9	917	2.5	30	1.7	3,113	2.1
Not Employed	7,296	6.5	2,252	6.1	33	1.8	9,581	6.4
Total	111,672	100	36,677	100	1,800	100	150,149	100

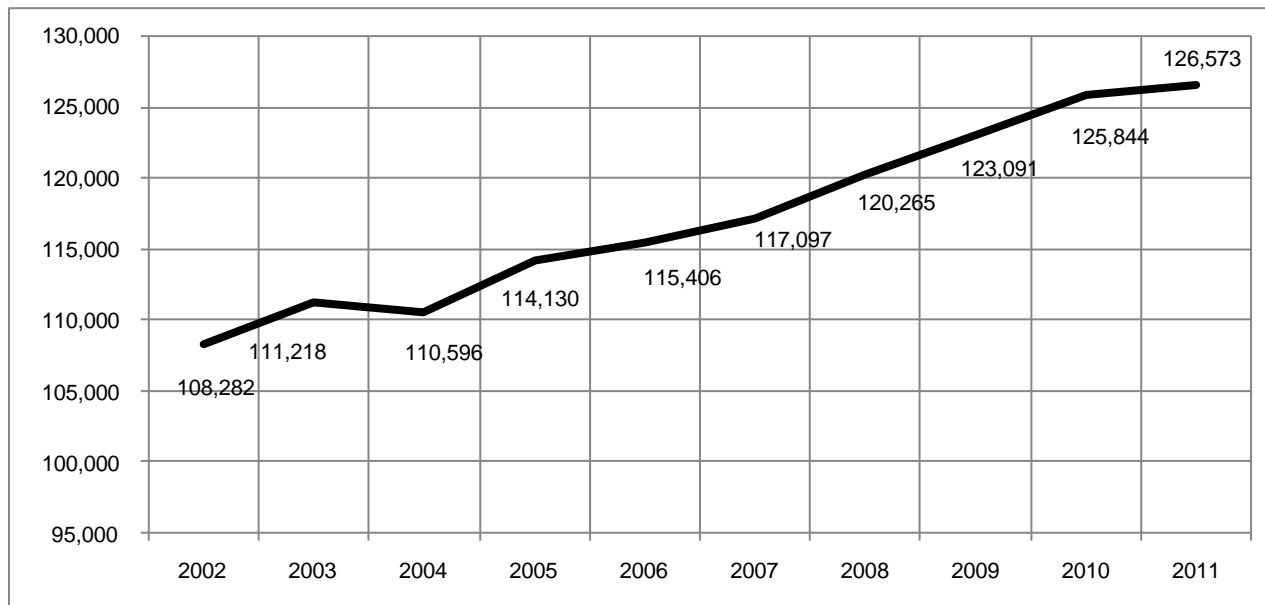
1. On Leave is a new category in 2011. Please see above for more details.



Overall Employment in Nursing in Ontario

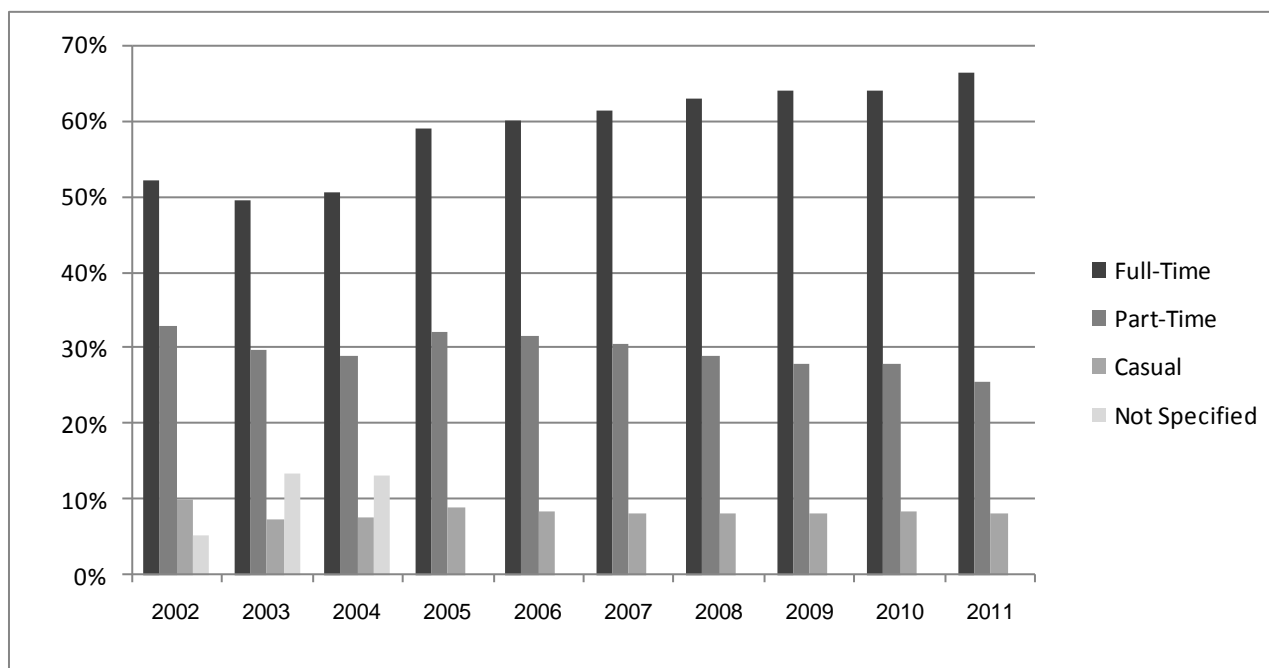
Total Employment 2002 – 2011

Of the 132,452 nurses who reported employment in nursing or both nursing and non-nursing, 95.5 per cent (126,573) reported employment in nursing in Ontario. The graph below only includes those nurses who specified their employment location as Ontario.



Working Status 2002 – 2011

In 2011, 66.4 per cent of members employed in nursing in Ontario stated that they worked full-time, an increase of 2.5 per cent over 2010 and the highest reported rate of full-time employment in ten years.



Working Status by Nurse Type 2011

The following tables show the breakdown of working status by nurse type:

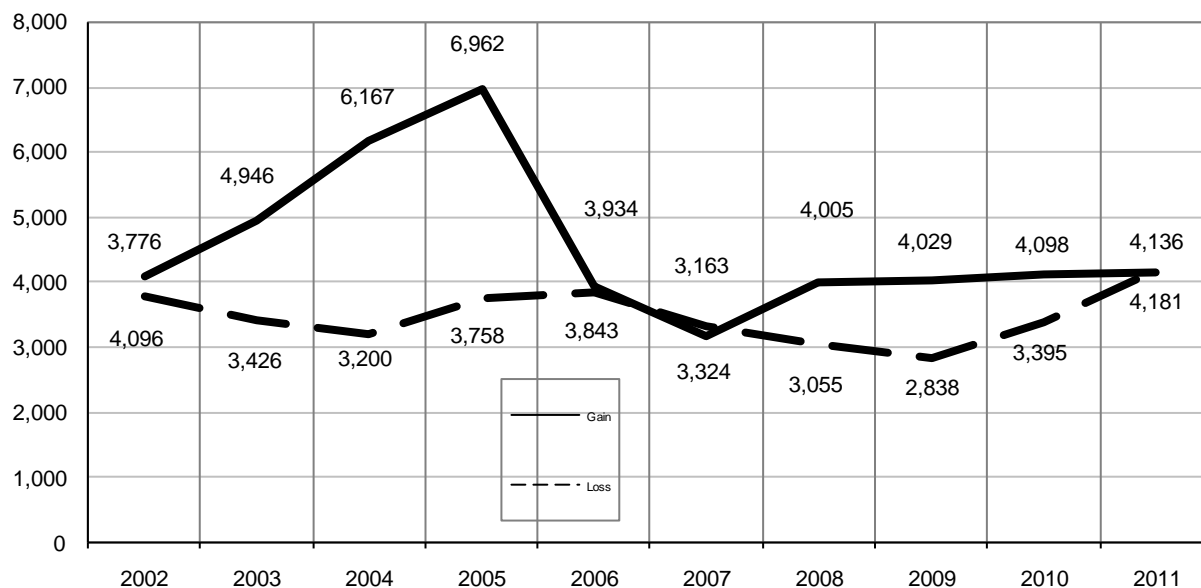
Working Status	RN		RPN		NP		Total	
	#	%	#	%	#	%	#	%
Full-Time	63,430	67.9	19,225	61.0	1,401	84.1	84,056	66.4
Part-Time	22,532	24.1	9,589	30.4	231	13.9	32,352	25.6
Casual	7,453	8.0	2,678	8.5	34	2.0	10,165	8.0
Total	93,415	100	31,492	100	1,666	100	126,573	100



Registered Nurses

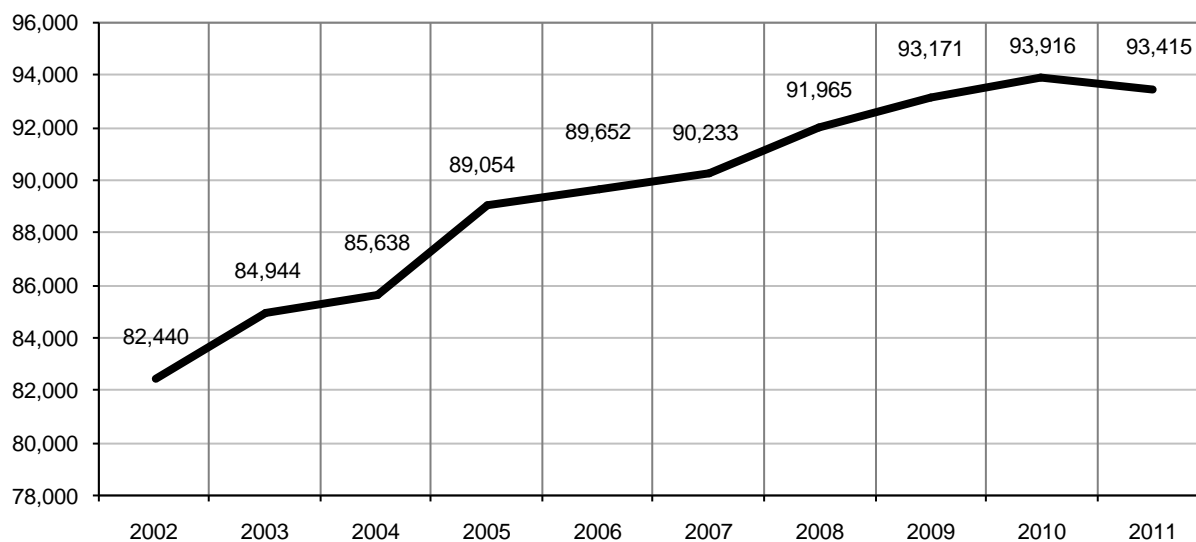
RNs Renewal Gain and Loss

From 2002 to 2005, there were increasing net gains observed in the number of RNs renewing their membership with the College. After little net change in 2006 and 2007, gains again outstripped losses from 2008 to 2010, however, in 2011 losses slightly exceeded gains. In 2011, gains increased by less than one per cent while losses increased by 23.2 per cent.



RNs Employed in Nursing in Ontario 2002 – 2011

For 2011, there were 93,415 RNs who reported employment in nursing in Ontario, a decrease of 0.5 per cent over 2010. The graph below only includes those RNs who specified their employment location as Ontario.

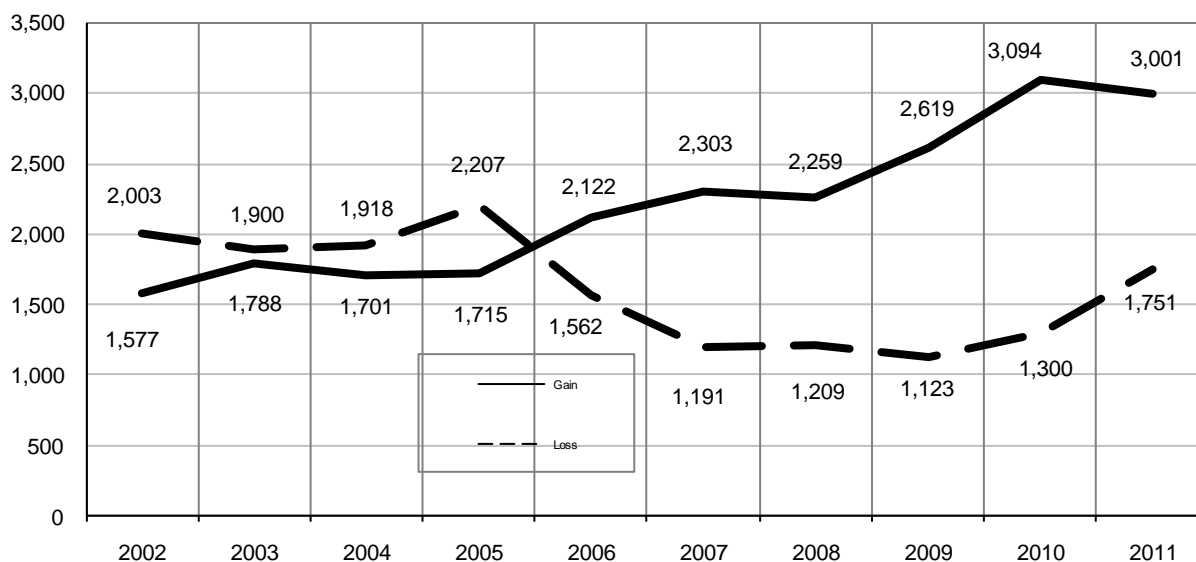




Registered Practical Nurses

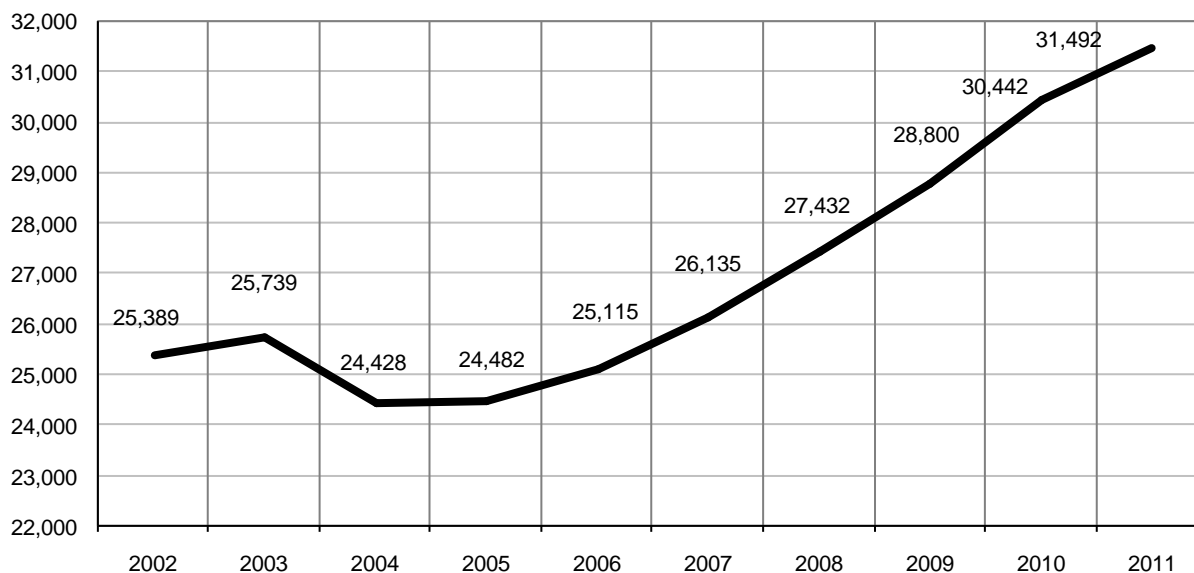
RPNs Renewal Gain and Loss

From 2001 to 2005, RPN losses outstripped gains, resulting in a net loss of RPNs renewing in those years. Since 2006, however, the situation has reversed with six consecutive years of net gains. In 2011, the gain in RPNs was three per cent lower than the gain in 2010; however, the gain is still the second highest in the last ten years. Losses in 2011 have also increased but are still below the ten year high seen in 2005.



RPNs Employed in Nursing in Ontario 2002 – 2011

For 2011, there were 31,492 RPNs who reported employment in nursing in Ontario, an increase of 3.4 per cent over 2010. The graph below only includes those RPNs who specified their employment location as Ontario.





Nurse Practitioners

NP Specialties

For 2011, 1,800 Nurse Practitioners renewed their membership with the College. The following tables show the breakdown of Nurse Practitioner specialties:

NP Speciality	#	%
NP - Adult	331	18.3
NP - Paediatrics	142	7.8
NP - Primary Health Care	1338	73.9
Total	1811	100

Members with Two Specialities	11
-------------------------------	----

NPs Employed in Nursing in Ontario 2002 – 2011

For 2011, 1,666 NPs reported employment in nursing in Ontario, an increase of 12.1 per cent over 2010.

